

wired sofa

DAYS OFFICE

This versatile sofa combines sleek design with thoughtful functionality to match any setting.



FEATURES



The standard version has space under the seat for storing emergency supplies.



Back panels can be added to block the view from behind and enhance privacy.

COLOR & MATERIAL

Wooden sofa frame, planter box, low table



MN1
Grained natural



MV3
Umber brown



MG8
Smoked gray



K912
Light khaki



K993
Moderate rose



K9L6
Dark green



K95H
Dark navy



K9C2
Sky gray






















PVC leather upholstery



VY0U
Grayish brown

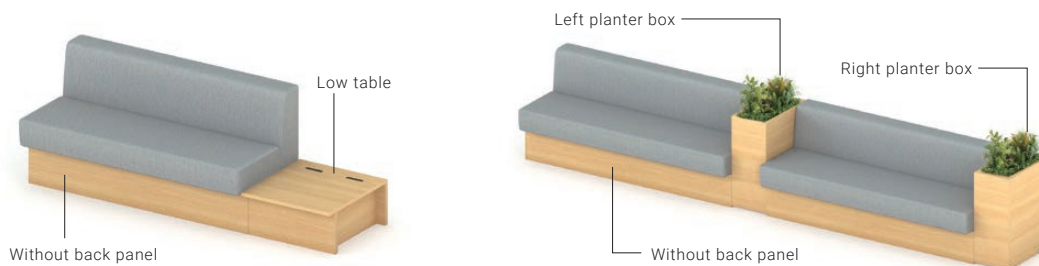


VYEE
Sand gray

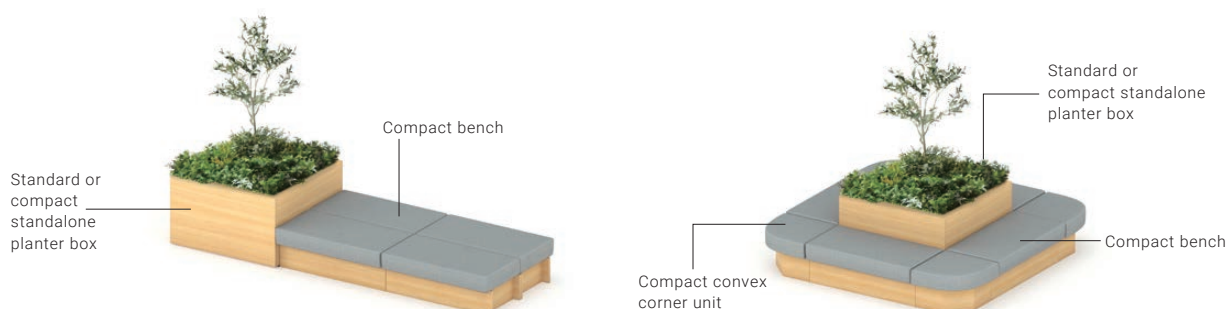
	Accent natural	Comfort chic	Light modern
Fabric	<div><div>Wooden sofa frame Upholstery</div><div></div></div>	<div><div>Wooden sofa frame Upholstery</div><div></div></div>	<div><div>Wooden sofa frame Upholstery</div><div></div></div>
PVC leather	<div><div>Wooden sofa frame Upholstery</div><div></div></div>	<div><div>Wooden sofa frame Upholstery</div><div></div></div>	<div><div>Wooden sofa frame Upholstery</div><div></div></div>
Planter box, low table			

SAMPLE CONFIGURATIONS

Low tables and planter boxes in various sizes are available as optional attachments for the sofas.



The standalone planter box can be combined with the sofa or bench.



The following layouts are possible by combining the round bench varieties.



Sample configurations with low-height plant boxes.

Standard Ladder Screen set for sofa set (connected at the rear)



Planter box (box only) for single sofa or sofa set (connected at the rear)



Planter box and artificial plants for sofa set (arranged in U-shape)



When Ladder Screens are combined with the set, you can add a whiteboard, light stand, and plants.

The Ladder Screens cannot be combined with a bench.

LINEUP

Standard

| Straight seat without back panel



| Corner seat without back panel



| Straight seat with back panel



| Corner seat with back panel



| Low table



| Planter box without plants



| Planter box with artificial plants



Low tables and planter boxes must only be used in combination with sofa units, not as standalone items.

Standard and compact

| Standalone planter box without plants



| Standalone planter box with artificial plants



LINEUP

Compact

| Straight seat without back panel



| Corner seat without back panel



| Straight seat with back panel



| Corner seat with back panel



| Concave corner unit without panel



| Convex corner unit without panel



| Bench



| Low table



| Planter box without plants



| Planter box with artificial plants



● Low tables and planter boxes must only be used in combination with sofa units, not as standalone items.

ACCESSORIES



Fabric cushion
XY-BWSCS GQ9E N



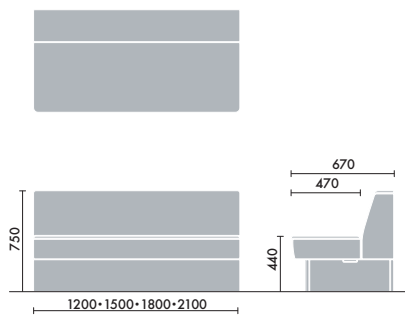
Monitor attachment
BD-KAVA E6A N



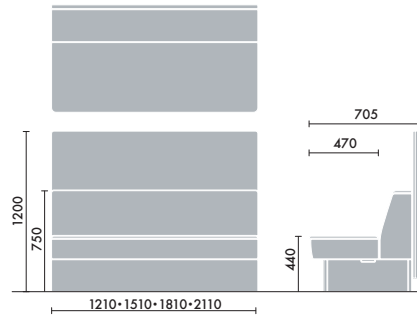
DIMENSIONS

Standard

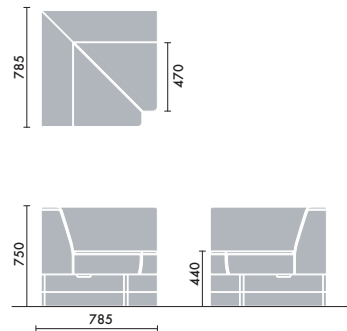
Straight seat without back panel



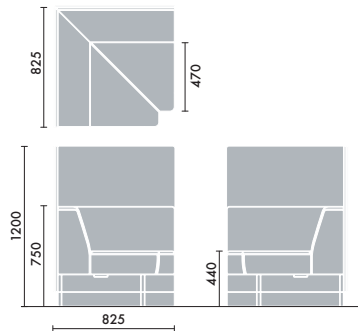
Straight seat with back panel



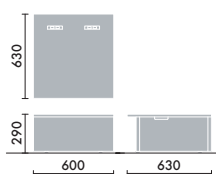
Corner seat without back panel



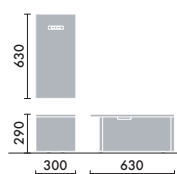
Corner seat with back panel



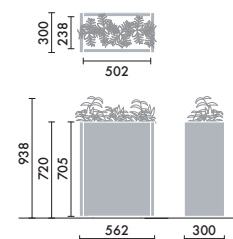
Low table W600



Low table W300



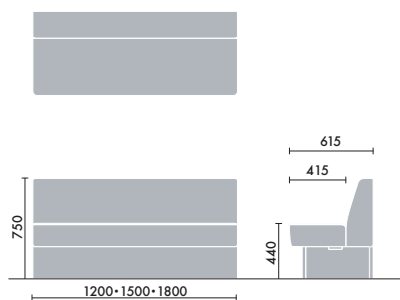
Planter box



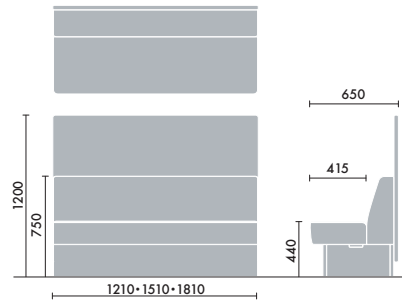
DIMENSIONS

Compact

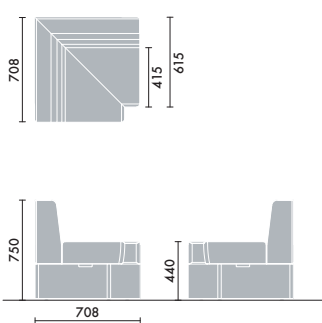
Straight seat without back panel



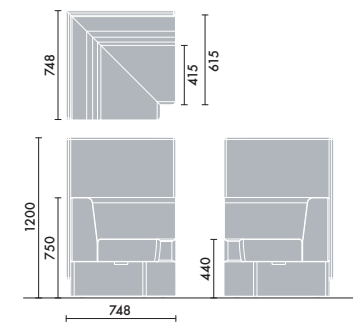
Straight seat with back panel



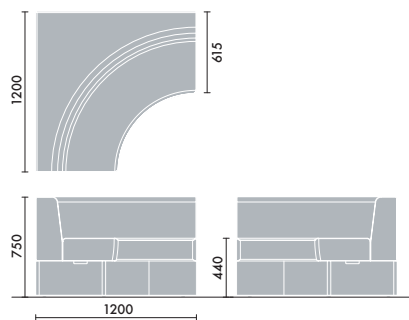
Corner seat without back panel



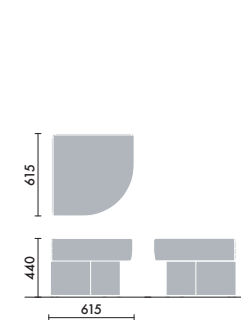
Corner seat with back panel



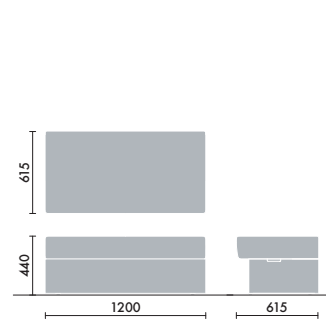
Concave corner unit without back panel



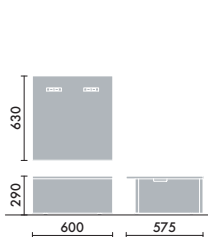
Convex corner unit without back panel



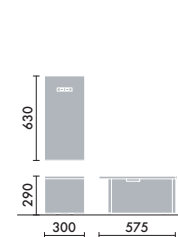
Bench



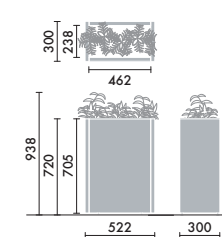
Low table W600



Low table W300



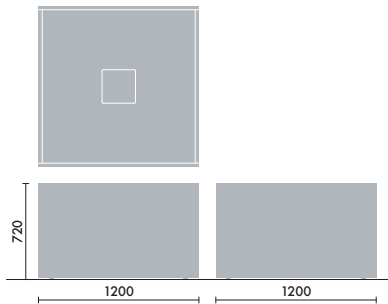
Planter box



DIMENSIONS

Standard and compact

Standalone planter box



MATERIALS

Backrest and seat

Polyurethane foam.

Upholstery

Fabric (acrylic, wool).

Wooden sofa frame

Surface: Printed plywood.

Edge: ABS.

Adjusters: Nylon.

● The adjusters have a range of 0 to 30 mm.